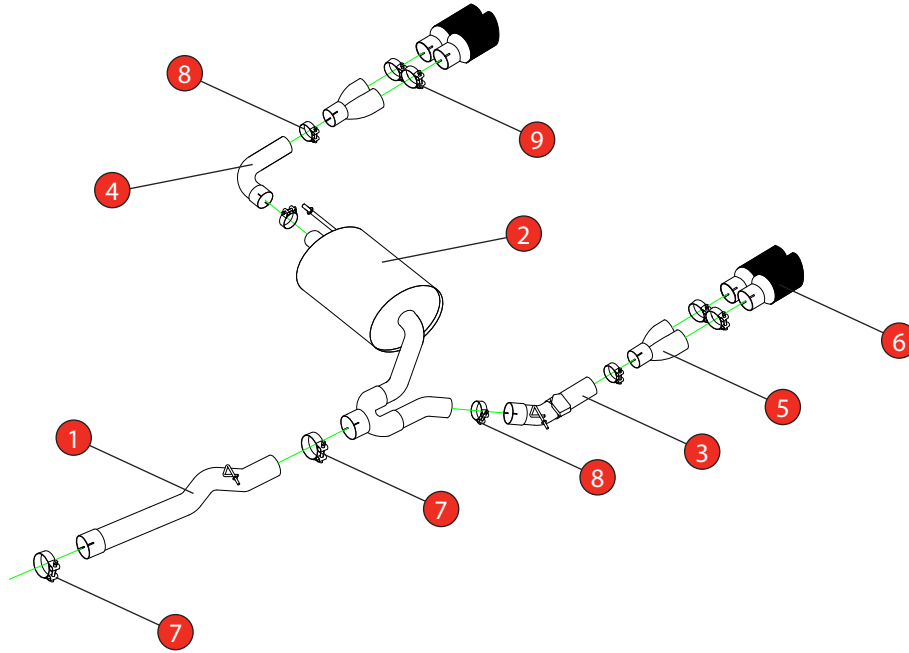


Car	BMW M235i Gran Coupe xDrive F44 GPF Model	Part No.	SBM088CF
Year	2019-Current	Fit Kits	394FK
Notes	Where not supplied use original fittings. Original system requires cutting.	Features	Pipe Diameter:- 70mm

Estimated Fitting Time: 1 Hour 30 Minutes



NO.	PART NO.	DESCRIPTION	QTY
1	812BM	Link Pipe	1
2	813BM	Rear Silencer	1
3	814BM	L/H Valved Trim Bend	1
4	815BM	R/H Trim Bend	1
5	863BM	Y-Piece	2
6	Z023.10158	Ø90mm Carbon Fibre Ascari Trim	4
Fit Kit			
7	Z016.10063	72mm H/D Clamp	2
8	Z016.10070	65mm H/D Clamp	4
9	Z016.10064	63-68mm Clamp	4

E-MARK	N/A
DATE	25/05/22
ISSUE	00
AUTHORISED	M.Ydlibi

NOTE: ENSURE SCORPION SYSTEM IS CLEAR OF MOVING PARTS AND ALL ORIGINAL FUNCTIONS WORK CORRECTLY.




STAY CONNECTED TO RED POWER.

Car	BMW M235i Gran Coupe xDrive F44 GPF Model	Part No.	SBM088CF
Year	2019-Current	Fit Kits	394FK
Notes	Where not supplied use original fittings. Original system requires cutting.	Features	Pipe Diameter:- 70mm

Estimated Fitting Time: 1 Hour 30 Minutes

Cutting Instructions :



To make it easier to cut the exhaust we recommend removing it from the car. Find the 3 pairs of indents and use the middle pair to mark out the cutting line. Cut along the line and de-bur the edges. Re-fit the original GPF and fit the Scorpion GPF-back following the line diagram above.



STAY CONNECTED TO RED POWER.

Car	BMW M235i Gran Coupe xDrive F44 GPF Model	Part No.	SBM088CF
Year	2019-Current	Fit Kits	394FK
Notes	Where not supplied use original fittings. Original system requires cutting.	Features	Pipe Diameter:- 70mm


Estimated Fitting Time: 1 Hour 30 Minutes




A) Remove the electronic actuator from the original exhaust.



B) On the scorpion product fit the fixing bow into the valve and use the actuator to secure the bow in place.



C) Fasten the actuator to the valve ensuring the two straights on the fixing bow fit between the grooves on both of the posts.



STAY CONNECTED TO RED POWER.